



GLASS

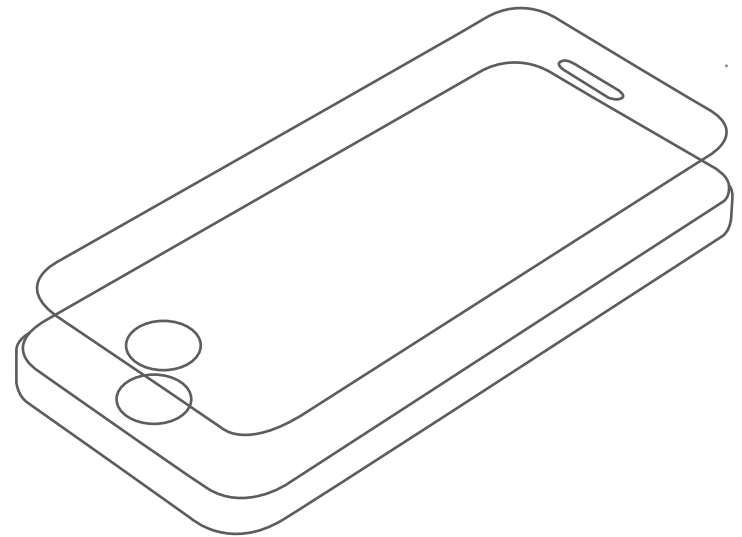
PREMIUM TEMPERED-GLASS SCRATCH PROTECTION

Installation

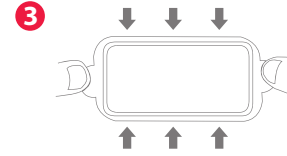
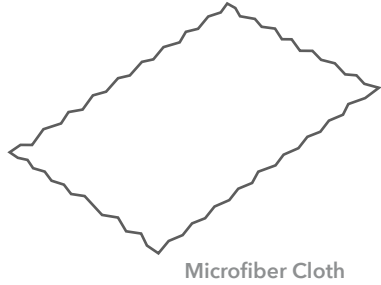


GLASS


PREMIUM TEMPERED-GLASS SCRATCH PROTECTION



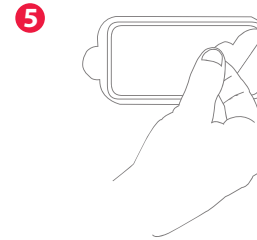
What you will need:



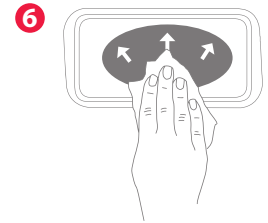
Align invisibleSHIELD GLASS with the edges of your device.



Apply by pressing down on the center of invisibleSHIELD GLASS.

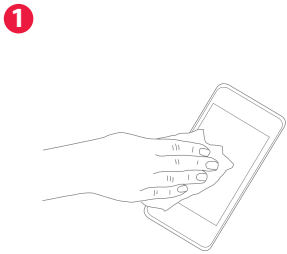


Peel off the outer plastic layer.




Pressing firmly, use cloth to work out bubbles.

Steps for Easy Installation



Use wet wipe to thoroughly clean your device's screen. Then use microfiber cloth to remove all lint and dust. Anything left on screen will show up after GLASS is applied.



Remove protective film marked with ① icon.

✓ Installation Complete

